

# **2002 ANNUAL REPORT**



**The Aliveness Project**  
**730 East 38<sup>th</sup> Street**  
**Minneapolis, MN 55407**

**612.822.7946 (Telephone)**  
**612.822.9668 (Fax)**

**[www.aliveness.org](http://www.aliveness.org)**

## **2002: THE YEAR IN REVIEW**

It's hard to believe that more than a year has passed since I was as the Executive Director of The Aliveness Project! Since then, I continue to be amazed at the vast array of services provided by The Aliveness Project!

During 2002, The Aliveness Project experienced a year of continued growth. In March 2002, we held our 8<sup>th</sup> annual Dining Out for Life — the only major fundraiser we conduct. This year, we introduced a new donor program, called “Friends of Aliveness,” which encourages previous donors to make monthly pledges or regular gifts to our organization.

Gaming operations continued to provide ongoing support during 2002: \$24,000 was donated back to The Aliveness Project for the entire year. As Executive Director, I express my sincere thanks to the Membership Advisory Committee and Jennifer Gunderson, operations manager, for their committed work on this fundraising stream.

Collaboration is an important part of our community work. We continue to work with the Minnesota AIDS Project on the Minnesota AIDS Walk's Positive Party and other efforts. Case management efforts continue, with programs like Clinic 42 and the African American AIDS Task Force that use our facility for outreach services with clients.

Last year, we also saw the beginning of ideas and plans to renovate certain areas of our building, thanks to a group of members and volunteers who made up the Renovation Improvement Team. Eventually, this led to a proposal to Target Corporation to renovate our dining room (which did not actually begin until January 2003). I want to express my deep gratitude to all the members and volunteers who have been involved with this ongoing project!

The Holiday Baskets Program was very busy in 2002. We received applications for a record number of 667 baskets for more than 1,500 individuals, including more than 500 children. Extensive use of volunteers and solicitation of donations helped make this project a success.

In addition to all this, The Aliveness Project's membership has continued to grow — reaching a total of 1,374 active members at the end of 2002. The following pages include reports on the various programs and services provided by our organization last year.

I wish to thank all of our members, volunteers and staff for everything that we have together accomplished in the past year! I look forward to our future work together in serving the daily needs of people living with HIV/AIDS in our community!

Sincerely,

A handwritten signature in black ink that reads "Joe A. Larson". The signature is fluid and cursive, with the first name "Joe" and last name "Larson" clearly legible.

Joseph A. Larson  
Executive Director

# The Aliveness Project

## BOARD OF DIRECTORS

**May 2003**

| <u>Name</u>           | <u>Position</u>                                      | <u>Term Ends</u> |
|-----------------------|--|------------------|
| Ken Eppich            | <i>President</i>                                     | May 2004         |
| Lisa Boone            |  | May 2004         |
| Deb Cohen             |  | May 2004         |
| Max Fallek            |  | May 2003         |
| N. William Fehrenbach | <i>Vice President</i>                                | May 2004         |
| Joe A. Larson         | <i>Executive Director</i>                            |                  |
| Girard Griggs         |  | May 2003         |
| Barbara Satin         | <i>Treasurer</i>                                     | May 2004         |
| Scott Schlaffman      | <i>Secretary</i>                                     | May 2004         |
| Joseph G. Smith, Jr.  |  | May 2004         |
| Ralph Thorsgaard      | <i>Second Vice-President<br/>&amp; MAC President</i> | May 2004         |

## MEMBERSHIP ADVISORY COMMITTEE

**Term: May 2002 — May 2003**

Ralph Thorsgaard, *President*

Andy Ansell

Pam Benson

Harland Brockoff

Dan Cashman

Don Caton

Dean Halland

David Hanson

Kristi Holthus

Francis Mark

Paul Nielsen

Theodore Pineager

Rob Pioli

Tedd Richardson

Scott Schlaffman, *Secretary*

Steve Wolfgram

Edward Yort

## **MEMBERSHIP DEMOGRAPHICS**

According to the Minnesota Department of Health, since the beginning of the HIV epidemic in 1981, 7,073 total cases of HIV infection have been reported in Minnesota, and an estimated 4,598 of those people are known to be currently living with HIV in Minnesota (statistics reported by the Minnesota Department of Health as of December 31, 2002). Of these individuals, there are 2,736 (59.5%) are living with HIV (non-AIDS) and 1,862 (40.5%) have an AIDS diagnosis

The Minnesota Department of Health reports that 305 Minnesotans were newly diagnosed with HIV infection in 2002—an increase of 6% from the previous year. The increase was largely driven by a 41% jump in new infections among African-born individuals, with 65 new HIV diagnoses during the year, over half of which were in African-born women. The report also expressed concern that a 67% increase in Minnesota syphilis cases from 2001 to 2002 could foreshadow further increases in HIV rates.

Since its founding in 1985, The Aliveness Project has served an increasingly number of people living with HIV/AIDS. In 2002 our active membership reached an all-time high of 1,374 at the end of 2002 (compared to 1,239 at the end of 2001). In effect, our active membership represents 30% of the total number of individuals living with HIV/AIDS in Minnesota, as reflected below:

| <b>PEOPLE LIVING WITH HIV &amp; AIDS (as of December 31, 2002)</b> |   |                                      |   |  |   |   |
|--|---|--------------------------------------|---|--|---|---|
|  | <b>Number of Aliveness Active Members</b> | <b>% of Aliveness Active Members</b> | <b>Number of Aliveness Program Recipients</b> | <b>% of Aliveness Program Recipients</b> | <b>Number of HIV-infected Minnesotans</b> | <b>Percentage of HIV-infected Minnesotans</b> |
| <b>Individual with HIV Infection (without AIDS diagnosis):</b>     | <b>885 *</b>                              | <b>64.4%</b>                         | <b>393</b>                                    | <b>43.7%</b>                             | <b>2,736</b>                              | <b>59.5%</b>                                  |
| <b>Individuals with AIDS Diagnosis:</b>                            | <b>489 *</b>                              | <b>35.6%</b>                         | <b>164</b>                                    | <b>18.2%</b>                             | <b>1,862</b>                              | <b>40.5%</b>                                  |
| <b>Don't Know AIDS Diagnosis:</b>                                  | <b>0</b>                                  | <b>0.0%</b>                          | <b>343</b>                                    | <b>38.1%</b>                             | <b>0</b>                                  | <b>0.0%</b>                                   |
| <b>TOTALS:</b>   | <b>1,374 *</b>                            | <b>100.0%</b>                        | <b>900</b>                                    | <b>100.0%</b>                            | <b>4,598</b>                              | <b>100.0%</b>                                 |

*\* Statistics from Active Members may reflect status at date of application.*

During 2002, our membership continued to grow, adding 158 members in 2002 — an average of 13 new members per month.

| <b>2002 MEMBERSHIP INFORMATION</b>              |               |                        |
|---|---------------|------------------------|
|   | <b>Number</b> | <b>% of Members</b>    |
| <b>Number of Active Members at end of 2002:</b> | <b>1,374</b>  | <b>--</b>              |
| <b>New Members Added in 2002:</b>               | <b>158</b>    | <b>12.9 % Increase</b> |
| <b>Overall Increase of Members in 2002:</b>     | <b>135</b>    | <b>10.9 % Increase</b> |
| <b>Number of Members Receiving Services:</b>    | <b>900</b>    | <b>65.5%</b>           |
| <b>Deceased Members (during 2002):</b>          | <b>20</b>     | <b>1.4%</b>            |

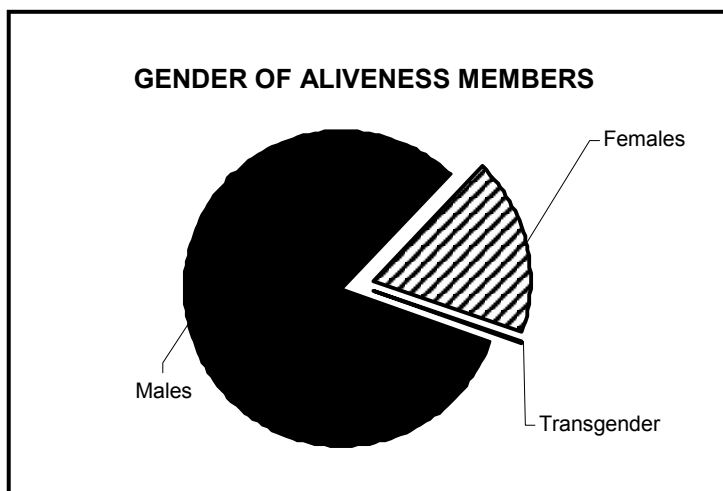
Since 1981, 2,247 AIDS-related deaths have been reported in Minnesota (46 deaths were reported during 2002). Although 20 of our members died during 2002, many people living with HIV/AIDS continue to live much longer as a result of new treatments introduced in 1995 (protease inhibitors) and 1996 (highly active antiretroviral therapy, HAART).

In the past five years, the number of people served each year by The Aliveness Project has almost doubled, with an 8.3% increase in 2002, as noted below:

|   | 1997       | 1998          | 1999         | 2000        | 2001          | 2002          |
|---|------------|---------------|--------------|-------------|---------------|---------------|
| <b>Unduplicated Individuals Receiving Services:</b> | <b>469</b> | <b>465</b>    | <b>740</b>   | <b>759</b>  | <b>831</b>    | <b>900</b>    |
| <b>Percentage Increase Over Previous Year:</b>      | <b>NA</b>  | <b>- 0.9%</b> | <b>+ 59%</b> | <b>+ 3%</b> | <b>+ 9.5%</b> | <b>+ 8.3%</b> |

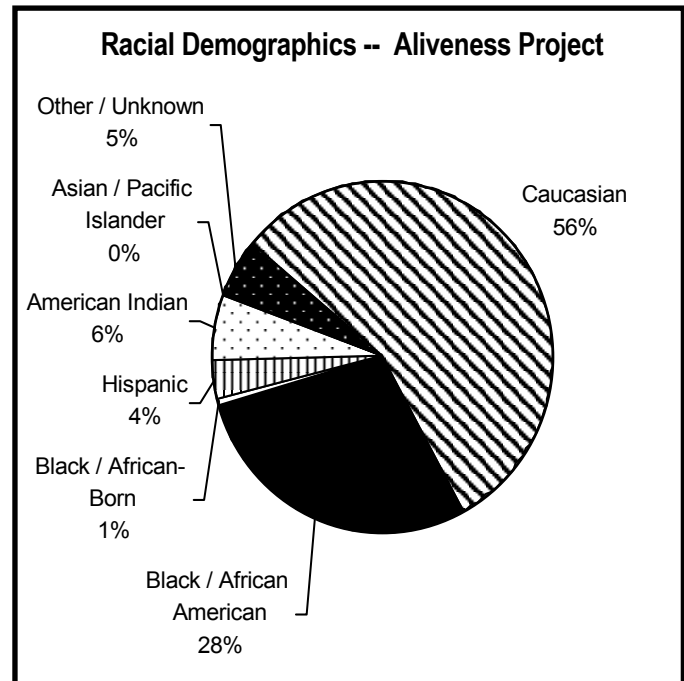
Over the past few years, our membership has become more diverse. On the following pages you find highlights of the various demographics of our members as reported at the end of 2002. Please keep in mind that these statistics are constantly fluctuating with our growing membership. The demographics of our membership continues to closely match the overall demographics of people living with HIV/AIDS in Minnesota in terms of percentage of men and women:

| <b>GENDER</b>                      |                                    |                               |  |                                   |                                    |                               |
|------------------------------------|------------------------------------|-------------------------------|--|-----------------------------------|------------------------------------|-------------------------------|
|                                    | Number of Aliveness Active Members | % of Aliveness Active Members | Number of Aliveness Program Recipients | % of Aliveness Program Recipients | Number of HIV-infected Minnesotans | % of HIV-infected Minnesotans |
| <b>Males</b>                       | <b>1,203</b>                       | <b>81.6%</b>                  | <b>703</b>                             | <b>78.1%</b>                      | <b>3,686</b>                       | <b>80%</b>                    |
| <b>Females</b>                     | <b>269</b>                         | <b>18.25%</b>                 | <b>195</b>                             | <b>21.7%</b>                      | <b>912</b>                         | <b>20%</b>                    |
| <b>Transgender: Male to Female</b> | <b>2</b>                           | <b>0.15%</b>                  | <b>2</b>                               | <b>0.2%</b>                       | <b>NA</b>                          | <b>NA</b>                     |
| <b>Transgender: Female to Male</b> | <b>0</b>                           | <b>0.0%</b>                   | <b>0</b>                               | <b>0.0%</b>                       | <b>NA</b>                          | <b>NA</b>                     |



The Aliveness Project continues to serve a large percentage of people of color. About 40% of The Aliveness Project's members are people of color. This trend reflects the overall racial demographics of the HIV/AIDS epidemic (40%) in Minnesota (as reported by the Minnesota Department of Health).

| <b>RACE / ETHNICITY</b>         |                          |                          |                                      |
|---------------------------------|--------------------------|--------------------------|--------------------------------------|
|                                 | <b># of A.P. Members</b> | <b>% of A.P. Members</b> | <b>% of HIV-infected Minnesotans</b> |
| <b>Caucasian</b>                | <b>771</b>               | <b>56%</b>               | <b>59%</b>                           |
| <b>Black / African American</b> | <b>389</b>               | <b>28%</b>               | <b>23%</b>                           |
| <b>Black / African-Born</b>     | <b>9</b>                 | <b>1%</b>                | <b>7%</b>                            |
| <b>Hispanic</b>                 | <b>49</b>                | <b>4%</b>                | <b>7%</b>                            |
| <b>American Indian</b>          | <b>81</b>                | <b>6%</b>                | <b>2%</b>                            |
| <b>Asian / Pacific Islander</b> | <b>3</b>                 | <b>0.2%</b>              | <b>1%</b>                            |
| <b>Other / Unknown</b>          | <b>72</b>                | <b>5%</b>                | <b>1%</b>                            |



Similar to racial demographics, the age of the people served by The Aliveness Project closely mirrors the ages of our statewide epidemic, as noted below:

| <b>AGE</b>        |                                    |                               |   |  |   |                                      |
|-------------------|------------------------------------|-------------------------------|---|--|---|--------------------------------------|
| <b>Age</b>        | <b>Number of Aliveness Members</b> | <b>% of Aliveness Members</b> | <b>Number of Aliveness Program Recipients</b> | <b>% of Aliveness Program Recipients</b> | <b>Number of HIV-infected Minnesotans</b> | <b>% of HIV-infected Minnesotans</b> |
| <b>&lt;13 yrs</b> | <b>6</b>                           | <b>0.4%</b>                   | <b>3</b>                                      | <b>0.3%</b>                              | <b>35</b>                                 | <b>0.8%</b>                          |
| <b>13-19 yrs</b>  | <b>5</b>                           | <b>0.4%</b>                   | <b>4</b>                                      | <b>0.4%</b>                              | <b>23</b>                                 | <b>0.5%</b>                          |
| <b>20-24 yrs</b>  | <b>23</b>                          | <b>1.7%</b>                   | <b>24</b>                                     | <b>2.7%</b>                              | <b>121</b>                                | <b>2.6%</b>                          |
| <b>25-29 yrs</b>  | <b>54</b>                          | <b>3.9%</b>                   | <b>38</b>                                     | <b>4.2%</b>                              | <b>254</b>                                | <b>5.5%</b>                          |
| <b>30-34 yrs</b>  | <b>157</b>                         | <b>11.4%</b>                  | <b>139</b>                                    | <b>15.4%</b>                             | <b>587</b>                                | <b>12.8%</b>                         |
| <b>35-39 yrs</b>  | <b>332</b>                         | <b>24.2%</b>                  | <b>208</b>                                    | <b>23.1%</b>                             | <b>1,020</b>                              | <b>22.2%</b>                         |
| <b>40-44 yrs</b>  | <b>330</b>                         | <b>24.0%</b>                  | <b>229</b>                                    | <b>25.4%</b>                             | <b>1,093</b>                              | <b>23.8%</b>                         |
| <b>45-49 yrs</b>  | <b>231</b>                         | <b>16.8%</b>                  | <b>143</b>                                    | <b>15.9%</b>                             | <b>696</b>                                | <b>15.1%</b>                         |
| <b>50-54 yrs</b>  | <b>120</b>                         | <b>8.7%</b>                   | <b>73</b>                                     | <b>8.1%</b>                              | <b>435</b>                                | <b>9.5%</b>                          |
| <b>55-59 yrs</b>  | <b>50</b>                          | <b>3.6%</b>                   | <b>20</b>                                     | <b>2.2%</b>                              | <b>205</b>                                | <b>4.5%</b>                          |
| <b>60+ yrs</b>    | <b>29</b>                          | <b>2.1%</b>                   | <b>20</b>                                     | <b>2.2%</b>                              | <b>121</b>                                | <b>2.6%</b>                          |
| <b>Unknown</b>    | <b>37</b>                          | <b>2.7%</b>                   | <b>0</b>                                      | <b>0.0%</b>                              | <b>8</b>                                  | <b>0.2%</b>                          |
| <b>Totals:</b>    | <b>1,374</b>                       | <b>100.0%</b>                 | <b>900</b>                                    | <b>100.0%</b>                            | <b>4,598</b>                              | <b>100.0%</b>                        |

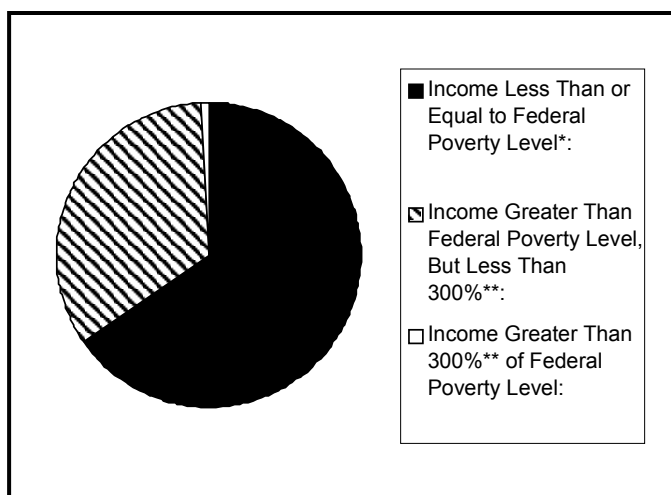
Similar to these statistics, the mode of HIV exposure of our members is similar to our statewide epidemic — with the exception of heterosexual-related cases, which are reported much higher among our members:

| <b>MODE OF EXPOSURE</b>          |                             |                        |  |                                   |                            |                           |
|----------------------------------|-----------------------------|------------------------|--|-----------------------------------|----------------------------|---------------------------|
|                                  | Number of Aliveness Members | % of Aliveness Members | Number of Aliveness Program Recipients | % of Aliveness Program Recipients | Total HIV/AIDS Cases in MN | % of HIV/AIDS Cases in MN |
| <b>Men Who Have Sex with Men</b> | <b>721</b>                  | <b>52.5%</b>           | <b>505</b>                             | <b>56.1%</b>                      | <b>2,534</b>               | <b>55.1%</b>              |
| <b>Heterosexual</b>              | <b>288</b>                  | <b>21.0%</b>           | <b>189</b>                             | <b>21.0%</b>                      | <b>304</b>                 | <b>6.6%</b>               |
| <b>Injecting Drug Use</b>        | <b>121</b>                  | <b>8.8%</b>            | <b>98</b>                              | <b>10.9%</b>                      | <b>383</b>                 | <b>8.3%</b>               |
| <b>MSM / IDU</b>                 | <b>30</b>                   | <b>2.2%</b>            | <b>49</b>                              | <b>5.4%</b>                       | <b>243</b>                 | <b>5.3%</b>               |
| <b>Perinatal</b>                 | <b>3</b>                    | <b>0.2%</b>            | <b>3</b>                               | <b>0.3%</b>                       | <b>40</b>                  | <b>0.9%</b>               |
| <b>Other</b>                     | <b>40</b>                   | <b>2.9%</b>            | <b>12</b>                              | <b>1.3%</b>                       | <b>59</b>                  | <b>1.3%</b>               |
| <b>Refused / Unspecified</b>     | <b>35</b>                   | <b>2.5%</b>            | <b>2</b>                               | <b>0.2%</b>                       | <b>335</b>                 | <b>7.3%</b>               |
| <b>Unknown</b>                   | <b>136</b>                  | <b>9.9%</b>            | <b>42</b>                              | <b>4.7%</b>                       | <b>469</b>                 | <b>10.2%</b>              |
| <b>Unreported</b>                | <b>0</b>                    | <b>0.0%</b>            | <b>0</b>                               | <b>0.0%</b>                       | <b>231</b>                 | <b>5.0%</b>               |
| <b>TOTALS</b>                    | <b>1374</b>                 | <b>100.0%</b>          | <b>900</b>                             | <b>100.0%</b>                     | <b>4,598</b>               | <b>100.0%</b>             |

Most of our members live on a limited household income. Two-thirds of the people served by The Aliveness Project have incomes that fall within the Federal Poverty Level.

Most of the remainder fall within 300% of the Federal Poverty Level (a percentage used by many social service and government programs to reflect the minimum annual income for households estimated necessary to meet the current costs of housing and other basic needs).

| <b>ANNUAL INCOME</b>  |            |            |
|---|------------|------------|
| <b>Income Less Than or Equal to Federal Poverty Level*:</b>             | <b>745</b> | <b>65%</b> |
| <b>Income Greater Than Federal Poverty Level, But Less Than 300%**:</b> | <b>383</b> | <b>34%</b> |
| <b>Income Greater Than 300%** of Federal Poverty Level:</b>             | <b>11</b>  | <b>1%</b>  |
| <i><b>Note: Annual Income Not Recorded for 236 Active Members.</b></i>  |            |            |



\*\$8,980 represents the 2003 Federal Poverty Level (annual income) for a single individual.

\*\*\$26,940 represents 300% of the 2003 Federal Poverty Level (annual income) for a single individual.

Approximately 18% of our active members report that at least one child living with them (for more than 20 hours per week):

| <b>CHILDREN LIVING WITH MEMBERS</b><br>(more than 20 hours per week) |                                    |  |
|--|------------------------------------|--|
| <b>Number of Children</b>  | <b>Number of Aliveness Members</b> | <b>Percentage of Aliveness Members</b> |
| <b>None</b>  | <b>1,078</b>                       | <b>78%</b>                             |
| <b>One</b>   | <b>85</b>                          | <b>6%</b>                              |
| <b>Two</b>   | <b>76</b>                          | <b>6%</b>                              |
| <b>Three</b>   | <b>47</b>                          | <b>3%</b>                              |
| <b>Four or More</b>  | <b>35</b>                          | <b>3%</b>                              |
| <b>Unknown</b>   | <b>53</b>                          | <b>4%</b>                              |
| <b>Total:</b>  | <b>1,374</b>                       | <b>100%</b>                            |

Almost two-thirds of members served by The Aliveness Project live in Hennepin County, and 92% of our members live in the seven-county Twin Cities metropolitan area. About 6% of our service recipients live in outstate Minnesota, Wisconsin, or Iowa.

This is similar to the overall demographics for Minnesota (88% of HIV-infected Minnesotans live in the Twin Cities area). Our members make up 30% of people living with HIV in our state.

| <b>COUNTY OF RESIDENCE</b> | <b>Number of Active Members</b> | <b>% of Total Active Members</b> | <b>% of Active Members in MN</b> | <b>HIV/AIDS Cases in MN</b> | <b>% of HIV/AIDS Cases in MN</b> |
|----------------------------|---------------------------------|----------------------------------|----------------------------------|-----------------------------|----------------------------------|
| <b>Hennepin County</b>     | <b>996</b>                      | <b>72.5%</b>                     | <b>73.2%</b>                     | <b>2,770</b>                | <b>60.2%</b>                     |
| <b>Ramsey County</b>       | <b>193</b>                      | <b>14.0%</b>                     | <b>14.2%</b>                     | <b>800</b>                  | <b>17.4%</b>                     |
| <b>Anoka County</b>        | <b>23</b>                       | <b>1.7%</b>                      | <b>1.7%</b>                      | <b>144</b>                  | <b>3.1%</b>                      |
| <b>Dakota County</b>       | <b>21</b>                       | <b>1.5%</b>                      | <b>1.5%</b>                      | <b>165</b>                  | <b>3.6%</b>                      |
| <b>Washington County</b>   | <b>17</b>                       | <b>1.2%</b>                      | <b>1.2%</b>                      | <b>107</b>                  | <b>2.3%</b>                      |
| <b>Scott County</b>        | <b>4</b>                        | <b>0.3%</b>                      | <b>0.3%</b>                      | <b>29</b>                   | <b>0.6%</b>                      |
| <b>Carver County</b>       | <b>4</b>                        | <b>0.3%</b>                      | <b>0.3%</b>                      | <b>23</b>                   | <b>0.5%</b>                      |
| <b>Outstate Minnesota</b>  | <b>71</b>                       | <b>5.2%</b>                      | <b>5.2%</b>                      | <b>533</b>                  | <b>11.6%</b>                     |
| <b>Unknown</b>             | <b>32</b>                       | <b>2.3%</b>                      | <b>2.4%</b>                      | <b>27</b>                   | <b>0.6%</b>                      |
| <b>TOTAL MN RESIDENTS:</b> | <b>1,361</b>                    | <b>99.1%</b>                     | <b>100.0%</b>                    | <b>4,598</b>                | <b>100.0%</b>                    |
| <b>Wisconsin</b>           | <b>11</b>                       | <b>0.8%</b>                      | <b>NA</b>                        | <b>NA</b>                   | <b>NA</b>                        |
| <b>Iowa</b>                | <b>2</b>                        | <b>0.1%</b>                      | <b>NA</b>                        | <b>NA</b>                   | <b>NA</b>                        |
| <b>TOTAL:</b>              | <b>1,374</b>                    | <b>100.0%</b>                    |                                  |                             |                                  |



# THE ALIVENESS PROJECT'S PROGRAMS AND SERVICES

## **ON-SITE MEALS PROGRAM**

The On-site Meals Program continues to be the cornerstone of services provided by The Aliveness Project. Many of our members have limited incomes, so our on-site meals help them maintain a balanced diet and good health.

The program provides a high level of nutrition to diners. A nutritionist reviews our weekly menu to make sure that each meal provides adequate nutritional value. Good nutrition is especially important for HIV-infected individuals; it helps maintain a healthy immune system and improves the effectiveness of their treatments.

Our cafeteria serves lunch six days a week (Monday—Saturday) and supper on Tuesdays, Wednesdays and Thursdays. To access this program, an HIV-infected person must enroll as a member. Members may bring children, family members or friends, who are registered as guests; we request a suggested donation to pay the costs of guest meals.

As noted below, in 2002 our On-site Meals Program provided more than 23,000 meals and served 789 unduplicated HIV-infected members.

| <b>ON-SITE MEAL PROGRAM</b>        | <b>2002 Totals</b> |
|------------------------------------|--------------------|
| <b>Unduplicated Members Served</b> | <b>789</b>         |
| <b>Total Meals Served</b>          | <b>23,104</b>      |
| <b>Member Meals</b>                | <b>20,021</b>      |
| <b>Guest Meals</b>                 | <b>3,083</b>       |

## **FOOD SHELF PROGRAM**

Along with our On-site Meals Program, our Food Shelf Program helps supply additional food resources to our members on a monthly basis. Members may use our Food Shelf Program on a monthly basis.

During 2002, we filled an average of 135 Food Shelf appointments per month — serving approximately 273 total people per month. Each monthly food shelf service contains about 35 pounds of food, providing a supply a member with four to five days of food. Listed below are some additional Food Shelf Program statistics from 2002:

| <b>FOOD SHELF PROGRAM</b>   | <b>2002 Totals</b> |
|---|--------------------|
| <b>Number of Appointments</b>                                     | <b>1,625</b>       |
| <b>Unduplicated Members Served</b>                                | <b>465</b>         |
| <b>Individuals Served</b>   | <b>3,275</b>       |
| <b>Pounds Distributed</b>   | <b>57,916</b>      |
| <b>Holiday Baskets (in pounds)</b>                                | <b>5,635</b>       |
| <b>Total Pounds Distributed<br/>(with Holiday Basket Program)</b> | <b>63,551</b>      |

## **HOLIDAY BASKET PROGRAM**

Our Holiday Basket Program is a special program that The Aliveness Project coordinates to provide year-end Holiday baskets for our members and other HIV-infected people living in Minnesota and western Wisconsin. Each basket contains presents for the individual and family members, as well as food products.

| <b>HOLIDAY BASKET PROGRAM</b>                   | <b>2002 Totals</b> | <b>% of Total</b> |
|---|--------------------|-------------------|
| <b>Number of Applicants for Holiday Baskets</b> | <b>667</b>         | <b>100%</b>       |
| <b>Number of Aliveness Project Members</b>      | <b>454</b>         | <b>68%</b>        |
| <b>Number of HIV-infected Non-members</b>       | <b>213</b>         | <b>32%</b>        |
| <b>Number of Out-state Baskets</b>              | <b>85</b>          | <b>13%</b>        |
| <b>Total People in Households Service</b>       | <b>1,529</b>       | <b>100%</b>       |
| <b>Number of Adult Males Served</b>             | <b>636</b>         | <b>42%</b>        |
| <b>Number of Adult Females Served</b>           | <b>298</b>         | <b>19%</b>        |
| <b>Number of Children Served</b>                | <b>571</b>         | <b>37%</b>        |

## **COMPLEMENTARY CARE PROGRAM**

One of The Aliveness Project's most unique programs is our Complementary Care Program. Through this program the following treatments are provided:

- *Acupuncture*
- *Chiropractic Treatments*
- *Massage*
- *Reiki*
- *Shiatsu*

Each of these therapies complements the more traditional treatments that HIV-infected individuals must use to control the symptoms of this disease and decrease the side effects of medications.

This is a popular program—serving 269 unduplicated individuals last year and providing an average of 268 therapy appointments each month. Regular, on-going outcome evaluations have shown that most participants feel better after just a dozen therapy sessions.

| <b>COMPLEMENTARY CARE PROGRAM</b>                               | <b>2002 Totals</b> |
|---|--------------------|
| <b>Number of Appointments Provided by Contract Therapists:</b>  | <b>1,919</b>       |
| <b>Number of Appointments Provided by Volunteer Therapists:</b> | <b>1,297</b>       |
| <b>Total Number of Appointments:</b>                            | <b>3,216</b>       |
| <b>Unduplicated Individuals Served:</b>                         | <b>269</b>         |

## **CARE ADVOCACY**

We also have a grant through the Department of Human Services for Care Advocacy Program at The Aliveness Project. The Care Advocacy Program is meant to provide advocacy services for members who do not have a case manager and who need short-term assistance related to finding housing, financial assistance, or other basic social services.

## **EDUCATIONAL RESOURCES**

The Aliveness Project offers additional services to help our members be as educated and self-sufficient as possible. Our Resource Library remains one of the largest HIV/AIDS libraries in Minnesota. Designed to provide the latest information regarding treatments and research at no cost, it receives a great deal of attention from our members.

Our Library also offers Internet access for members who want to research medical and treatment information available on the World Wide Web. Internet classes are offered on a monthly basis, too. In 2002, we tracked 122 unduplicated individuals who used this service (though, because not everyone who uses this service consistently signs up for it, we think that this statistic does not accurately reflect the actual total number of people).

In addition to these resources, our Aliveline newsletter regularly includes a wide variety of useful information about the latest treatments and other resources related to HIV/AIDS. At the end of 2002, approximately 2,200 individuals and organizations were recipients of our monthly newsletter.

## **OTHER PROGRAMS**

Although the programs listed above represent the majority of our day-to-day operations, there are many other smaller programs that provide services at The Aliveness Project. Some of these services are coordinated by our staff and volunteers; other services are provided by other community organizations that use our facility.

Listed below are some of these programs and services:

- ***Support Groups*** (*Straight To The Point, Alcoholics Anonymous, etc.*)
- ***Veterinary Services***
- ***Nutritional Counseling Services***
- ***Case Management Programs***
- ***Ryan White Planning Council: HIV+ Committee and other committees***
- ***HIV/AIDS Educational Sessions***
- ***Opportunities for Free Access To Social Events*** (*theatre performances, concerts, etc.*)

## **VOLUNTEER SERVICES**

The generosity and caring of our amazing team of volunteers is truly the “Spirit of The Aliveness Project.” In 2002, hundreds of individuals and several community groups graciously provided thousands of hours of service to support the endeavors of The Aliveness Project.

Our volunteers . . .

- include both Aliveness Project members and non-members who have a particular concern for people living with HIV/AIDS;
- range in age from 11 years to . . . “fully-matured;”
- are, for the most part, residents of the Twin Cities, however, some travel from St. Cloud, Rochester, eastern Wisconsin, and even New York City to lend a helping hand;
- represent the world: Cameroon, China, India, Liberia, Mexico, Spain, and Venezuela – in addition to the USA – are their home countries.

Volunteers play a vital role at The Aliveness Project in every part of our endeavor

- Board of Directors
  - Complementary Therapies
  - Concert
  - Fundraiser: *Songs of Life & Hope*
  - Dining Out For Life
  - Food Drives
  - Food Shelf Workers
  - GLBT Pride Booth
  - HIV Community Picnic
  - Holiday Baskets
  - Halloween Party for Members and Friends
  - Housekeeping and Maintenance
  - Kitchen Helpers
  - Library
  - Mailings
  - Membership Advisory Committee (MAC)
  - Newsletter (writing/editing)
  - Reception Desk
  - Renovation Improvement Team (RIT)
- The Value of Volunteers:
- During calendar 2002, approximately 517 individuals volunteered here at least once.
  - Collectively, those volunteers provided an astonishing 12,615 hours of service to The Aliveness Project.
  - For the year 2002, *Independent Sector* has assigned a value to volunteer time of \$16.54 per hour.
  - The net result: our volunteers’ efforts last year have an estimated cash value of \$208,652! We would need to increase our operating budget by at least 50% annually without the help of these angels in human form.

---

***Thanks to everyone who has volunteered their time and to those who have made financial or in-kind donations to The Aliveness Project during 2002!***

***You have helped make it possible for The Aliveness Project to continue serving the needs of people living with HIV/AIDS in our community and state!***

# **VOLUNTEERS: The Spirit of Aliveness**

## **BOARD OF DIRECTORS**

Lisa Boone  
 Deb Cohen  
 Ken Eppich, President  
 Max Fallek  
 N. William Fehrenbach,  
 First Vice President  
 Girard Griggs  
 Barbara Satin, Treasurer  
 Scott Schlaffman, Secretary  
 Joseph G. Smith, Jr.  
 Ralph Thorsgaard,  
 Second Vice President

## **COMPLEMENTARY THERAPY PROVIDERS**

Bob Anderson, Massage  
 Ann Barrett, Massage  
 Jim Bartingale, Reiki  
 Dr. Greg Dahl, Chiropractic  
 Dr. Laura Dronen, Chiropractic  
 Judy Dunlevy, T'ai Chi Chih  
 Jerry Esnough, Shadow Work  
 Dr. Melanie Freeman (deceased),  
 Veterinary Services  
 Lynn Gallagher, Reiki  
 Theresa Herman, Massage  
 Darcy Jones, Massage  
 Dr. Heather Karls, Chiropractic  
 Dr. Anne Langford, Chiropractic  
 Dr. David Marty, Chiropractic  
 Sabrina Miller, Acupuncture  
 Dr. Sanya Mortenson-Swanson,  
 Chiropractic  
 George Muellner, Massage  
 Su Reaney, Healing Touch  
 Ken Rodgers, Massage  
 Dr. Craig Turino, Veterinary  
 Services  
 Steve Virnig, Massage

## **DINING OUT FOR LIFE 2002**

Edith Bacon  
 Jessica Bender  
 Pam Benson  
 Tracy Burns  
 Martha (Marti) Busch  
 Maria Fontana  
 Amy Hines  
 Kristi Holthus  
 Marsha Jarvela  
 David Moon  
 David (Randy) Omps  
 Rachel Peltier  
 Scott Schlaffman  
 Cheryl Schweitzer

## **DINING OUT FOR LIFE 2003**

Eric Barth  
 Pam Benson  
 Deb Cohen  
 Jim Craighead  
 Jerry Esnough  
 N. William Fehrenbach & Lee  
 Anderson  
 Lynn Gallagher  
 Girard Griggs  
 Johnny Herda-Brown  
 Kristi Holthus  
 Randy Hornstine  
 Curtis Hulitt  
 Carole & Tom Hyder  
 Justin Jezek  
 Charlie Jordan  
 Ed Juda  
 Deb Malmon  
 Francis (Dan) Mark

Richard Marshall  
 Ronnie Mayfield  
 Joseph Menkevich  
 Sabrina Miller  
 Sanya Mortenson-Swanson  
 Craig Nelson  
 Rachel Peltier  
 John Peterson  
 Su Reaney  
 Joseph Menkevich  
 Beth Richards & Asegedom  
 Keleta  
 Tedd Richardson  
 Kevin Saltzer  
 Iain St. James  
 Juan St. Mane  
 John Sammler & Greg Dahl  
 Cindy Scherer  
 Suzette Schommer  
 Cheryl Schweitzer  
 Stephen Shepard  
 David & Candy Stanton  
 Ralph Thorsgaard  
 D.W. Waline

## **FOOD DRIVES**

Michael Ballard  
 Megan Beauvais  
 Pam Benson  
 Dr. Shashank Bhatt  
 Lisa Boone  
 Martha (Marti) Busch  
 Burton Collins  
 Jim Craighead  
 Dean Craker  
 Lois Fimmano  
 Jennifer Graham  
 Mindy Hennix  
 Chris Hoeffer  
 Kristi Holthus  
 Randy Hornstine  
 Marsha Jarvela  
 Lijesh Krishnan  
 Mykal Mitchell  
 David Moon  
 Sherwin Nathan  
 Maria Pilar Nelson  
 David (Randy) Omps  
 Walter Scott Penn  
 Beth Richards  
 Gary Schulte  
 Mike Somers  
 Trisha Steenerson  
 Robert Stewart (deceased)  
 Philip Terrell

## **FOOD SHELF WORKERS**

Shuchi Anand  
 Michael Ballard  
 Dr. Shashank Bhatt  
 Lorenzo Bryson  
 Shawna Campa  
 Trisha Cintella  
 Dazey  
 Luis Garcia  
 Fred Hershberger  
 Paul Herzberg  
 Curtis Hulitt  
 Patrica (Kit) Koenig  
 Lijesh Krishnan  
 Michael McCollum  
 Mykal Mitchell  
 Todd Nelson  
 Ruth Norman  
 David (Randy) Omps  
 Julian Palmquist  
 Robert Paul

Philip Terrell  
 Roosevelt Urey

## **GLBT PRIDE BOOTH**

Michael Ballard  
 Jessica Bender  
 Pam Benson  
 Dean Craker  
 Michael Dowdell  
 Tom Genty  
 Kristi Holthus  
 Randy Hornstine  
 Marsha Jarvela  
 Ken Johnson  
 Tom Johnson  
 Beth Richards  
 Scott Schlaffman  
 Jack Weatherford  
 David Yale

## **GLBT PRIDE PRIZE PROVIDERS**

Bob Anderson  
 Dr. Greg Dahl  
 Tom Genty  
 Ed Juda  
 Langford Chiropractic  
 Dr. David Marty  
 Sabrina Miller  
 George Muellner  
 Nora's Restaurant  
 Ken Rodgers  
 Scott Schlaffman  
 Lyle Schlundt  
 David Yale

## **HOUSEKEEPING & MAINTENANCE**

Heidi Adelsman  
 Frank Giacomo Arena  
 David Baumann  
 Burton Collins  
 Randy Hornstine  
 Ken Johnson  
 Jimmy Krieger  
 Maria Pilar Nelson  
 Scott Obermiller  
 Julian Palmquist  
 Jason Rose  
 Jessica Stripsky  
 Ralph Thorsgaard

## **KITCHEN HELPERS**

Gustavo Amador  
 Kirsten Andenas  
 Qian Bai  
 Heather Berwald  
 Brady Brazil  
 Tiffany Carmichael  
 Roberto Carreras  
 Kathy Cherry-Smith  
 Trisha Cintella  
 Brian Doud  
 Danielle Dunn  
 Amber Dwyer  
 Conrad Fisher  
 Debra Fuller (deceased)  
 Layne Gish  
 Wendy Hessie  
 Chris Hoefer  
 Randy Hornstine  
 Charles Jackson  
 Ken Johnson  
 Michael Johnson  
 Chandra Jones  
 Jimmy Krieger  
 Michelle Leick

Derrick Lenoir  
 Daniel Lindblad  
 Brian Lindquist  
 Russ Lovaasen  
 Tammy Madkins  
 Kelly Maehren  
 Drupatie Misir  
 Maywattee Misir  
 Paul Musel  
 Maria Pilar Nelson  
 Todd Nelson  
 Sarah Nitschke  
 Julian Palmquist  
 Rachel Peltier  
 Tina Penman  
 Michael Peterson  
 Beth Richards  
 Christiana Ray-Taylor  
 LaRod Robinson  
 Jason Rose  
 John Sammler  
 Raul Sanchez  
 Cheryl Schweitzer  
 Julius Scott  
 Stephen Shepard  
 Jennie Stamm  
 David Stanton  
 Jessica Stripsky  
 Joseph (Butch) Sullivan  
 Vern Stock  
 Ralph Thorsgaard  
 Brent Vlasak  
 Gary Wegner  
 Peter Wegner  
 Jeanette Winiecki  
 Yvonne Winiecki  
 David Yale

## **LIBRARY**

Innocent Afuh  
 David Hanson  
 Antonio Marante  
 Eva Siegel  
 Felicia White

## **MAILINGS**

Frank Giacomo Arena  
 Edith Bacon  
 David Baumann  
 Pam Benson  
 Dr. Shashank Bhatt  
 Joel Buchan  
 Martha (Marti) Busch  
 Katie Carruthers  
 Al Clark  
 Paul Herzberg  
 Kristi Holthus  
 Andrew Hruska  
 Curtis Hulitt  
 Michael Johnson  
 Tom Johnson  
 Jaymie Kelly  
 Jim Kemp  
 Russ Lovaason  
 Francis (Dan) Mark  
 Betty Munkelwitz  
 Julian Palmquist  
 Maria Pilar Nelson  
 Paul Nielsen  
 Ruth Norman  
 David (Randy) Omps  
 Beth Richards  
 Scott Schlaffman  
 Jessie M. Wade

# **VOLUNTEERS: The Spirit of Aliveness**

## **MEMBERSHIP ADVISORY COMMITTEE**

Andy Ansell  
Pam Benson  
Harland Brockoff  
Daniel Cashman  
Don Caton  
David Hanson  
Dean Halland  
Kristi Holthus  
Paul Nielsen  
Theodore Pineager  
Rob Pioli  
Tedd Richardson  
Scott Schlaffman  
Steve Wolfgram  
Ralph Thorsgaard, President  
Edward Yort

## **NEWSLETTER**

David Hanson, Editor  
Bill Larson  
Rob Pioli  
Scott Schlaffman  
Patrick Scully

## **RECEPTIONISTS**

Michael Ballard  
Byron Barnes (deceased)  
Ruth Bettendorf  
Scott Bilodeau  
Jessica Broyles  
Warne Camp  
Dan Capelli  
Phillip Griesy  
Dean Halland  
Kimberly Hansen  
Paul Herzberg  
Wendy Hessie  
Randy Hornstine  
Andrew Hruska  
Curtis Hulitt  
Ken Johnson  
Michael Johnson  
Lijesh Krishnan  
Tim Marburger  
Mykal Mitchell  
Julian Palmquist  
Gregory Payne  
Beth Richards  
Scott Schlaffman  
Gary Schulte  
Eva Siegel  
Jack Weatherford  
Robert Williams  
Karen Ziegelman

## **RENOVATION IMPROVEMENT TEAM**

Michael Ballard  
Harland Brockoff  
Daniel Cashman  
Brian Doud  
Don Flies  
Dean Halland  
Randy Hornstine, Chair  
Carole Hyder  
Ralph Thorsgaard

## **SONGS OF LIFE & HOPE BENEFIT CONCERT**

Pam Benson  
Martha (Marti) Busch  
Don Flies  
Brian Gray  
Theresa Herman  
Kristi Holthus  
Randy Hornstine

Victoria Hult  
Ken Johnson  
Maria Pilar Nelson  
Jesse Pulley  
David Reider  
David Yale

## **VOLUNTEER GROUPS**

Crossways Camping Ministries  
District 287 Invest  
DoveBid, Inc.  
Mankato State Social Work Club  
St. John's Preparatory School  
Northwest YMCA  
Southwest High School:  
- Amnesty International  
- National Honor Society  
Southwest Minnesota Chapter,  
American Red Cross  
Unity Summer  
Vanderbilt University

## **HOLIDAY BASKETS**

Sharon & Sam Abelson  
Heidi Adelman  
AGOG  
Sandy Agustin  
Jennifer Anders  
Stephen Anderson  
Tina Anderson  
Andy Ansell  
Apres Party and Tent Rental  
Frank Giacomo Arena  
Edith Bacon  
Joseph Bakela  
Wendie Bame  
Pam Benson  
River Berens  
Susan Blood & Janice Williams  
Lisa Boone  
Jane Boyer  
David Broberg  
Susan Brott  
Chris Bur  
Marti Busch  
Amanda Busse  
Dan Capelli  
Julie Carlson  
Daniel Cashman  
Church of the Open Door  
Shawn Clark  
Clark/Bardes Consulting  
Eddie Clemens  
Deb Cohen  
Anne Coleman  
College of St. Benedict  
James Crisp  
Susan Danzieson  
Robert Dewitte  
Loretta Dischinger  
District 287 Invest  
Double Rainbow II  
Bonnie Dudovitz  
Shawn Dunn  
Dean Eichaker  
Fairview FLAGS  
Beth Ferkey  
Lois Fimmano  
Scott Fisher  
Michael Flowers  
Gene & Charlotte Frampton  
Judy Garrison  
Bob Gotwalt  
Greater Life Tabernacle  
Amondo Green  
Phillip Griesy  
Sherry Grune  
Gretchen Harris

Jane Harris  
Lois Harrison  
Beth Hart  
Jenny Hayden  
Melanie Henderson  
Hennepin County Medical Cntr.  
Hennepin County Psychosocial  
Learning Center  
Mark Herda  
Theresa Herman  
Tim Himango  
Lorna Hoffrogge  
Phil Hoop  
Randy Hornstine  
Victoria Huitt  
Karen Hunt  
Donald, Patricia & Paul Huntington  
Debbie Huntley  
Carole & Tom Hyder  
Sandra Isham  
Lyle Jackson  
Jill Jacobson  
Marsha Jarvela  
Robert Jones  
Hannah Jungbauer  
Janine Jungbauer  
Nicole Jungbauer  
Peter Jursik  
Keith & Liz Keller  
Jim Kemp  
Jon Keuning  
Clark Kinser  
Mary Jo Knapstein  
Randy Koback & Eddy Fabian  
David Kohman  
Mary Koudron  
Roger Kozaan  
Lori LaBarre  
Chris Larson  
Michelle Leick  
Arteze Lewis  
Lee Lewis  
Jason S. Little  
Rosemary Lovett  
Lutheran Church of  
Christ The Redeemer  
Lutherans Concerned, Twin Cities  
Janet Maddox  
Connie Malo  
Maria Mancuso  
Tim Marburger  
Connie Maw  
Denise McCabe  
Michele McGaughey  
Dave Meeker  
Sue Meger  
Bill & Mary Lou Menkevich  
Tim Meyer  
Minnesota Opera Costume Shop  
Kelly Marie Minton  
Mykal Mitchell  
Teresa Moore  
Erica Morris  
Don Moschkau  
Shirley Mund  
Mark & Marcia Munson  
Maria Pilar Nelson  
Maureen Ness  
Michael & Donna Norbeck  
Ruth Norman  
Joe & Katie Northrop  
Sarah Nurnberger  
Kathy O'Connor & Amy Clark  
Molly O'Keefe  
David (Randy) Omps  
Options North  
Patricia Palmerton  
Charles Parker & Ron Brunk

Carol & Nick Pease  
Walter Scott Penn  
Perpich Center on Arts Education  
Kerry Peterson  
Shannon Pierce & Rachael  
Kroog  
Pam Piwko  
Anna Polzin  
Positive Link  
Penny Purdum  
Qwest Communications Inc.,  
Wholesale Markets  
Greg Rasch  
Pat Ray  
Regions Hospital HIV  
Case Management  
Susan Robinson  
Lorna Rubesch  
Sarah Rybicki  
Sharon Schasahl  
Scott Schlaffman  
Heather O. Schepers  
Lyle Schlundt  
Deidra Schmidt  
Suzette Schommer  
Gary Schulte  
Sarah Senseman  
Janet Sheldon  
Stephen Shepard  
Shepherd of the Lakes  
Lutheran Church  
James Sidl  
Lorissa Slade  
Linda Slarks  
Eric Sollien  
Chloe Solon  
Katie Sopcyk  
Star Tribune  
Kim Steiner  
Susan Stemme  
Kevin Stotesbery  
Kristi Stratton  
Merrill Stringer  
Lory Strom  
Nancie Sturdevant  
Mackenzie Sullivan  
Jody Sutherland  
Bill & Barb Taylor  
Danielle Teel  
Ray & Maryann Thul  
Tony & Sharon Toetschinger  
Tim Tormoen  
Twin City Christian Homes  
Gerry Tyrell  
Nancy Vezner  
Kelly Vossberg  
Kate Vrans  
Jessie M. Wade  
John Wahl  
Carol Wallin  
Jack Weatherford  
Rachel Weber  
Gary Wegner  
Peter Wegner  
Elizabeth Werner  
Dean & Theresa Westerlund  
Gwen Wick  
Biu Wildauer  
Donald Williams  
Larry Williams  
Robert Williams  
Steve Wolfgram  
Edward Yort  
Laura Young  
Youth Care  
Z Corporation  
Jim & Nan Zosel  
Mary Zubrzyck

## **DONORS**

*The Aliveness Project acknowledges the following contributions from January 1 – December 31, 2002.  
We apologize if your name has been inadvertently missed. Thanks to everyone who made donations last year!*

### **\$2,000+**

Allen and Kathleen  
Lenzmeier \*  
Estate of George L. Tandeski

### **\$1,000 - \$1,999**

Paul D. Brown  
Margeret Dahlberg  
Sam and Dona Jordan  
Joseph Larson  
and Charles Jordan \*  
Scott Schlaffman  
and Tom Genty \*  
Kevin Sitter \*

### **\$500 - 999**

Thomas J. Burke  
Daniel Cashman  
David T. Handford  
Dan Killmer  
Lindsey R. Kopp  
Jeffery P. Lotz  
Kermit and Joyce Reedstrom  
Kimberly J. Schave

### **\$250 - 499**

Anonymous  
Thomas E. Buchner  
Thomas Burger  
Keith A. Cheetham  
Michael Garret \*  
Janine Jungbauer  
Edward J. Kulik \*  
Anne McManus  
Andrew Momont  
and Kim Langness  
Priscilla Palm  
Mats Sexton  
Howard D. Small

### **\$150 - 249**

Gladys Antonsen Rice  
Bill Berhends  
James Bonds  
James Cashman  
Harlan G. Copeland  
Ken Eppich \*  
Danielle M. Fiorini  
Gene and Charlotte  
Frampton \*  
Kent Greiner \*  
Phillip R. Gulstad \*  
Tom and Carole Hyder  
Mitchel J. Jacques  
Paula Larson  
and Kim Howard  
Harriett Lane Mhoon

Den Masler  
Steve Pearthree  
Bradley A. Rystedt  
Kathleen Vader \*  
Mark Warner and Richard  
Zimmerman  
John A. Weghorn  
Louise A. Ziegler

### **\$100 - 149**

Paul Baker  
Donald W. Barcroft  
Les Bendtsen  
Roger and Leta Berger  
David Bjork  
Jessica Broyles  
Wayne Butzer  
Dawn Carlson  
Maureen Curon  
Marianne C'Angelo  
Catherine Dunaway  
Max Fallek  
Jacqueline Farrow  
Kent Grenier  
Amber Grove  
Cathy Butflaff and Laura Olson  
Daryl Hodges  
Kate Houston  
Mr. and Mrs. James J.  
Cashman  
Ed Juda  
Steven and Margie Krause  
James Lindquist  
Jennifer Lovaasen  
Tim Lovaasen  
Dan and Landis Mayasich  
Jay Monson and Alan  
Countryman \*  
Paul A. Nicholson  
Susan Ann Niefeld  
Frederick and Sharon Olson  
Judy Ratliff  
Edward W. Reed  
Eric G. Rodgers  
James Roff  
Jake Smith  
Stephen Smith  
David and Ruth Waterbury  
Thomas N. Wienke  
Ronald C. Wilson  
Matthew Witchell  
Robert and Marcia Zeimes

### **\$1 - \$99**

Anonymous \*  
Anonymous \*  
Heidi Adelsman  
Samantha Akey  
John Alexander  
Kathryn Allen  
Bruce Anderson  
Mark and Deborah Anderson \*  
Robert Anderson  
Wayne Anderson  
Andrew Ansell \*  
John and Elaine Antonsen  
Stan Atkinson  
Christine Bach  
Louise Bakken  
Merrick Bambach  
William Barnett and Kerry  
Cashman  
Patricia Barnhart  
Emily Bastian \*  
Doug and Joyce Battcher-  
Malchow  
Pam Benson  
Kelley Benyo  
Craig Berdan and Mark Storck  
Joe Berg  
Bob and Angel Bichsel  
Barbara Bienz  
William Biermaier  
Mary Bishop  
Justin Blood  
Ann and Thomas Bloom  
Barbara Bolz  
James Bones  
Kathryn Boots  
Dean Borghorst  
Linden Bowman  
Michael Branigan  
Jill Breckenridge  
Shelly Breen  
Patricia Brenneman  
Lee Ann Bricco  
Scott and Susan Bristlin  
Mick Brogan  
Duane Bruch  
Janet and Dan Buchin  
Mike Burman  
Steven Burrill  
Karl Bushmaker  
Martha and David Butler  
Elizabeth Campbell  
Mary Campbell  
Margaret Campbell Charlebois  
Bob and Mimi Carlson  
Daryl Carlson  
Tommi Carlson

Ginger Carroll  
James Cashman  
Gary and Ellen Cerra  
Bob Charbonneau  
Rick Christensen  
Susan Christiansen and  
Andrew Walseth  
Kristine Cinealis  
Norma Clubb  
Deb Cohen  
Pamela Cohen  
Ruth Cole  
Craig and Tracey Colley  
Toni Collins  
Bonnie Condit  
Dwight and Laura Cook  
Philip Cooper  
Carol and Jon Copley  
Amy Court  
Bill Cox  
Dean Craker  
T. Crann  
Sue Crolick  
Jennifer Cryslor  
Jamie Cyson  
Christine Dahl  
Linda Dahl  
William Dahl  
Dennis Daigle  
Eric and Kandi Danielson  
Dan Delaney  
Michael Delceberry  
Irene Dencker  
Dennis and Judy Dhooge  
Shirley Diercks  
Margaret and Joseph Ditschler  
Carrie Divine  
Mary Doyle  
Barry Dunayer  
Shawn Dunn  
Rose and William Ebeltoft  
Timothy Eckert  
Amy Edgren-Hoersten  
Kathryn Edwards  
Dawn Eimers  
Rae Ann Eisbrener  
Carolyn Ekgren  
Bill Eknes  
Vera Engle  
Robert Englund  
Christy Erickson  
Jim Essex  
Max Fallek  
Paula Faraci  
William Feherenbach  
Thomas Fenner Jr  
Stacy Fidlow



## **DONORS**

*The Aliveness Project acknowledges the following contributions from January 1 – December 31, 2002.  
We apologize if your name has been inadvertently missed. Thanks to everyone who made donations last year!*

### **\$1 - \$99 (continued)**

Mark Snyder  
John Sodzio and Heather DeLapp  
Allan Spear  
Kathleen Spitzer  
Arvida Steen  
Gary Stensby  
Joan Stephens  
Tommi Stevens  
Edward and Connie Stoll  
Shannon Storlie  
Michele Struss  
Jacqueline and David Sturlaugson  
Thomas Sullivan  
Steve Swonder  
Robert Sykora  
Laura Tabolich  
Mary Texer  
Michael Tierney  
Laura J. Tobolich \*  
Timothy Tormen \*  
Per Torsland  
Mark and Colleen Tracy  
Stephen Trevino  
Kathleen Trevis  
LaVavni Triement  
Greg Tromiczak  
Maryann and Ronald Tronnes  
Anthony Tuchscher  
Paul Tucker  
John Tulk  
John and Janet Turgeon  
Arlene Tuttle  
Donald Untiedt  
Kathy Vader  
Janice Verjously  
Julie and Paul Vomacka  
Barry Vonbrock  
Steven Wabbe  
Jessie Wade \*  
Vera Walseth  
Jax Weberling  
Jeff Weiss  
Lisa Welch  
Vern and Elmeada Welch  
Heather West  
Janet Westlee  
Phil Wheeler  
Larry Wider  
Michelle Wiegand  
Robert Wilkinson

Barb Wilson  
Jessica Wilson  
Mary Ann and Helmut Winter  
Mathew Witchell  
Stephen Woodworth  
David Yale  
Carolanne Ybarra  
John Zeches  
Beth Zemsky

### **Gifts In Kind**

Sharon Abelson  
Vicky Adams  
Heidi Adelsman  
Stephen Anderson  
Wendie Barne  
Andrea Banke  
Brian Bauter  
Pamela Benson  
David and Carol Berg  
Lisa Boone  
Dennis Borrell  
Bert Braun  
Mary Kay Briggs  
Paul Brown  
Amanda Busse  
Dan Cashman  
Karen Childs  
Jerry Clark  
Shawn Clark  
Christine Colbach  
Anne Coleman  
Susan Danziesen  
David DeGree  
Loretta Dischinger  
John Doll  
David and Anita Dorffman

Max Fallek  
Beth Ferkey  
Arthur Finnell  
Lynn Flagstad and Amy Finken  
Kathleen Gleason and Twite Lee  
Pat Gleason  
Peggy Gleason  
Linda Goolsbey  
Robert Gotwalt and Norman Jones  
Dorothy Graf  
Jane Harris  
Marcus H. Hering  
Sue Hess  
Daivd Hillert  
Mark Holmberg  
Randy Hornstine  
Victoria Huitt  
Karen Hunt  
Donald and Patricia Huntingon  
Charles Hutchinson  
Cynthia Jacobs  
Jean Johansson  
Laurie Jones  
Robert Jones  
Bernie Joyce  
Harry and Shirley Kaiser  
Maguerite Kelly  
Kit Ketchum  
Roxanne Kjarum  
Michael Kmiecek and Kerri Nelson  
Randy Koback and Eddy Fabian  
Tilly Kuntze  
Kurt Lawrason  
Derek Legg  
Rev. Thelma Long  
Rosemary Lovett  
Denise McCabe  
Seth Mayotte  
Sue Meger  
Bill and Mary Lou Menkevich  
Tim Meyer  
Tom Michels and Ron Boldt  
Jeanene and Casey Miller  
William Mogan  
Stacy Montgomery  
Erica Morris  
Sharon Mullins  
Steve and Sharon Mullin

Betty Munkelwitz  
Mark and Marcia Munson  
Maria Pilar Nelson  
Maureen Ness  
Kathy O'Connor and Amy Clark  
Stephen E. Olsen  
Milly Oudhoff  
Kathy Parks  
Linda Pearson  
Gladys Peterson  
Shannon Pierce and Rachael Kroog  
Tedd J. Richardson  
Lynn Ringquist  
Susan Robinson  
Penny Rousseau  
Terry Sainio  
John Sammler and Jonathan Keiser  
Heidi Schrieber  
Scott Schlaffman and Tom Genty  
Gary Schulte  
Janet Sheldon  
Stephen Shepard  
Linda Slarks  
Katie Sopcyk  
David Stanton  
Elizabeth Steichen  
Kevin Stotesbery  
Kristi Stratton and Gail Sullivan  
Lory Strom  
Nancie Sturdevant  
Bill and Barb Taylor  
Therese Tennesen and Gordon Weil  
Pat Theilen  
Ralph Thorsgaard  
Ray and Maryann Thul  
Tim Tormoen  
Cathy Vilas  
Elizabeth Werner  
Dean and Theresa Westerlund  
Michael Williams and Wayne Sullivan  
Robert Williams  
Shirley Wilson  
Yvonne Winiecki  
Margeret Winkels  
Peter Zefte  
Mary Zubrzycki

## **DONORS**

*The Aliveness Project acknowledges the following contributions from January 1 – December 31, 2002.  
We apologize if your name has been inadvertently missed. Thanks to everyone who made donations last year!*

### **Businesses / Organizations** **— Financial Gifts**

128 Café  
AIDS Action Foundation of  
Minnesota  
All God's Children Metropolitan  
Community Church  
Arezzo Ristorante  
Atlas Grill  
Atons of Minneapolis  
Auriga  
B96 Radio  
Bar Abilene  
Birchwood Café  
Bnai Emet Synagogue  
Bobino Café & Starlight  
Lounge  
Boom! / Oddfellows  
Brass Rail  
A Brother's Touch Books  
Café Brenda  
Café Latte  
Café Un Deux Trois  
Carmelo's  
Chet's Taverna  
Chiang Mai Thai  
Christ English Lutheran  
Church  
Community Health Charities  
Minnesota  
Community Solutions Fund  
DA Bookstore, Inc.  
D'Amico and Partners  
David S. Ascher Charitable  
Foundation  
Day by Day Café  
Dignity Twin Cities  
Gay 90's  
Giorgio on Hennepin  
Giorgio on Lake  
HARINAH Circle  
Hennepin Avenue Methodist  
Church  
Hennepin County /  
Ryan White Care Act Funding  
Housing Link  
Integrative Therapies  
Jakeeno's Pizza & Pasta  
Jetset  
Jitters  
Joe's Garage  
Judson Memorial Baptist  
Church  
Kowalski's - Minneapolis Store  
Kuether Distributing Company  
Lakewinds Natural Foods  
Lark Interior Design

Lucia's Restaurant and  
Wine Bar  
Lutheran Church of Christ  
The Redeemer  
Marshall Fields  
Midwest Metal Finishing, Inc.  
Minneapolis Eagle  
The Minneapolis Foundation  
Minnesota AIDS Project  
Minnesota AIDS Trek  
Minnesota Department of  
Human Services / Ryan  
White Care Act Funding  
Mt. Olive Lutheran Church  
New Spirit United Church of  
Christ  
O'Brien's Decoy Pub &  
Smokehouse  
Over the Rainbow  
Pilgrim Baptist Church  
Presbyterian Quilters,  
Fulda, N.D.  
Prime Time Bowling League  
ProGroup  
Prospect Drug Store  
Red Ribbon Foundation  
Rotary Club -  
Lake Minnetonka/Excelsior  
Rudolphs Bar-B-Que -  
Plymouth  
Rudolphs Bar-B-Que -  
Minneapolis  
Sawatdee Thai  
Sister Sludge (downtown  
Minneapolis)  
Sister Sludge (Bloomington  
Avenue, Minneapolis)  
Southside Farm Store  
Spirit of the Lakes  
United Church of Christ  
Target Corporation  
Tejas  
Temple Israel  
The Times Bar & Café  
Triangle of Hope  
Trikkx  
Town House  
Walser Chevrolet  
Walser Pontiac Buick GMC  
Wee Care Child Care  
Wesley United Methodist  
Church  
Woodbury United Methodist  
Church  
Woolley's  
Y'All Come Back Saloon

### **Businesses / Organizations** **— Gifts In Kind**

Abbott Northwestern Hospital  
Ablenet, Inc.  
Acme Comedy Company  
AGOG  
American Express  
American Red Cross,  
Minneapolis Area Chapter  
Apres Party and Tent Rental  
Atons of Minneapolis  
Augsburg College -  
Community Link Program  
B96 Radio  
Bachman's - Minneapolis  
Store  
Bet Shalom Synagogue  
Caldrea  
Century Junior High School  
Ceridian Lifeworks  
Children's Quilt Project  
Christ Lutheran Church  
City Pages  
Clark Bardes Consulting  
Crystal Farms  
Darrah's Auction Center  
De LaSalle High School  
Diva-411  
District 287 Invest  
Double Rainbow II  
Drive 105 Radio  
First Presbyterian Church  
Friendly Hills Middle School  
Glad Creations Quilt Block  
Gaze Guide  
Hennepin County Medical  
Center / HIV Clinic  
Hennepin County  
Psychosocial Learning  
Center  
Hirshfield's Decorating Centers  
Holy Redeemer Parish  
House of Prayer Lutheran  
Church  
Human Rights Campaign  
International Dinner Group  
Knutson Construction Services  
Kowalski's - 2440 Hennepin,  
Minneapolis  
Lakeview Lutheran Church  
Langford Chiropractic  
Lerner Publications  
Lutheran Church of Christ  
The Redeemer  
Lutherans Concerned,  
Twin Cities

Lyndale Garden Center -  
Minneapolis  
Lyndale United Church of  
Christ  
Minnesota Opera Costume  
Shop  
Minnesota Rainbow Alliance  
of the Deaf  
Nicollet Hardware  
North Dakota State University  
- Little Country Theatre  
North Star Gay Rodeo Assn.  
Nora's Restaurant  
One Voice Mixed Chorus  
Our Savior's Lutheran Church,  
Oakes, N.D.  
Pax Christi Church  
Pisces Productions  
Porky's Drive In  
queue press  
Quilters For Restorative  
Justice  
Qwest Communications,  
Wholesale Markets  
Regis Corporation  
Skills For Tomorrow Charter  
School  
Snyder Drug Store  
Southside Farm Store  
Sowk Club  
Spirit of the Lakes  
St Joan of Arc Church  
St. Alphonsus Catholic Church  
St. John Newman Church  
St. Nicholas Episcopal Church  
of Richfield  
Star Tribune -  
Promotional Department  
Starbucks Coffee  
Twist (Campbell Mithun)  
Valspar Travel Center  
Youth Care  
Virtual Imaging Corporation  
Wesley United Methodist  
Church  
Westminster Presbyterian  
Church  
Wooddale Lutheran Church  
Z Corporation

**The Aliveness Project**  
**FINANCIAL REPORT**  
January through December 2002

|  | Actual<br>Jan - Dec 02 | 2002<br>Annual Budget | Amount<br>\$ Over Budget |
|--|------------------------|-----------------------|--------------------------|
| <b>Income</b>                          |                        |                       |                          |
| 4000 · Public Support                  | 235,663.26             | 141,100.00            | 94,563.26                |
| 4500 · Revenues                        | 2,956.43               | 1,900.00              | 1,056.43                 |
| 4600 · Government Grants Restricted    | 275,922.96             | 218,000.00            | 57,922.96                |
| 4700 · Gaming Donations - Unrestricted | 24,000.00              | 40,000.00             | -16,000.00               |
| <b>Total Income</b>                    | <b>538,542.65</b>      | <b>401,000.00</b>     | <b>137,542.65</b>        |
| <b>Expense</b>                         |                        |                       |                          |
| 5010 · Advertising                     | 526.40                 | 950.00                | -423.60                  |
| 5020 · Building Repair                 | 3,311.70               | 3,000.00              | 311.70                   |
| 5030 · Computer Software               | 269.97                 | 1,000.00              | -730.03                  |
| 5035 · Contract Services               | 19,170.28              | 17,000.00             | 2,170.28                 |
| 5050 · Equipment Expense               | 6,789.33               | 14,450.00             | -7,660.67                |
| 5060 · Fundraiser Expense              | 24,323.17              | 15,800.00             | 8,523.17                 |
| 5065 · Insurance                       | 8,428.77               | 8,850.00              | -421.23                  |
| 5070 · Miscellaneous                   | 3,304.83               | 4,100.00              | -795.17                  |
| 5075 · Office Supplies                 | 3,051.69               | 2,500.00              | 551.69                   |
| 5080 · Postage / Delivery              | 2,075.20               | 2,000.00              | 75.20                    |
| 5085 · Printing                        | 378.41                 | 0.00                  | 378.41                   |
| 5090 · Telephone                       | 6,097.27               | 6,000.00              | 97.27                    |
| 5095 · Utilities                       | 14,940.26              | 18,100.00             | -3,159.74                |
| 5100 · Payroll Expenses                | 168,684.82             | 166,480.00            | 2,204.82                 |
| 5200 · Food                            | 68,168.14              | 84,000.00             | -15,831.86               |
| 5300 · Member Services                 | 45,298.43              | 31,400.00             | 13,898.43                |
| 5400 · Education/Outreach              | 24,131.16              | 25,400.00             | -1,268.84                |
| <b>Total Expense</b>                   | <b>398,949.83</b>      | <b>401,030.00</b>     | <b>-2,080.17</b>         |
| <b>Net Income</b>                      | <b>139,592.82</b>      | <b>-30.00</b>         | <b>139,622.82</b>        |

## BALANCE SHEET

| <b>ASSETS</b>                            | <b>Dec 31, 02</b> |
|--|-------------------|
| Current Assets                           |                   |
| Checking/Savings                         |                   |
| 1001 · Franklin Operating Ckg.           | 19,244.02         |
| 1010 · Franklin Money Mkt.               | 11,992.22         |
| Total Checking/Savings                   | 31,236.24         |
| Accounts Receivable                      |                   |
| 1110 · Accounts Receivable               | 20,750.59         |
| Total Accounts Receivable                | 20,750.59         |
| Other Current Assets                     |                   |
| 1140 · Suspense / Journal Entries        | 2,524.21          |
| 1160 · Prepaid Expenses                  | 430.20            |
| 1180 · Prepaid Insurance                 | 2,154.22          |
| 1220 · Inventory                         | 37.50             |
| 1300 · Morgan Stanley                    | 121,176.73        |
| Total Other Current Assets               | 126,322.86        |
| Total Current Assets                     | 178,309.69        |
| Fixed Assets                             |                   |
| 1320 · Building                          | 75,000.00         |
| 1321 · Accumulated Deprec.BUILDING       | -28,558.00        |
| 1330 · Building Improvement/Kitchen      | 144,007.58        |
| 1331 · Accum.Deprec./Kitchen Improvement | -45,465.00        |
| 1340 · Furniture & Equipment             | 105,687.71        |
| 1341 · Accum.Deprec.Furniture/Equipment  | -81,419.00        |
| 1350 · Kitchen Equipment                 | 71,675.86         |
| 1351 · Accum.Deprec.Kitchen Equipment    | -59,739.00        |
| 1360 · Vehicles                          | 1,500.00          |
| 1361 · Accum.Deprec.Vehicles             | -1,500.00         |
| 1370 · Computer Software-Asset           | 4,000.00          |
| 1371 · Accum Deprec. Computer Software   | -2,000.00         |
| Total Fixed Assets                       | 183,190.15        |
| <b>TOTAL ASSETS</b>                      | <b>361,499.84</b> |
| <b>LIABILITIES &amp; EQUITY</b>          |                   |
| Liabilities                              |                   |
| Current Liabilities                      |                   |
| Accounts Payable                         |                   |
| 2000 · Accounts Payable                  | 13,330.53         |
| Total Accounts Payable                   | 13,330.53         |
| Credit Cards                             | 2,822.11          |
| Other Current Liabilities                |                   |
| 2100 · Payroll Liabilities               | 664.72            |
| 2300 · Credit Lines                      | -61.37            |
| 2320 · Accrued Payroll                   | 4,427.83          |
| 2330 · Accrued Vacation                  | 1,827.00          |
| 2400 · Fiscal Agent Trust                | 5,179.53          |
| Total Other Current Liabilities          | 12,037.71         |
| Total Current Liabilities                | 28,190.35         |
| Total Liabilities                        | 28,190.35         |
| Equity                                   |                   |
| 3100 · Unrestricted Fund Balance         | 208,971.83        |
| 3200 · Restricted Funds                  | 5,538.62          |
| 3300 · Unrealized Income                 | 2,896.51          |
| 3900 · Retained Earnings                 | -23,690.29        |
| Net Income                               | 139,592.82        |
| Total Equity                             | 333,309.49        |
| <b>TOTAL LIABILITIES &amp; EQUITY</b>    | <b>361,499.84</b> |